





























# How to Unfreeze a Crypto Wallet? @ [Complete Guide]

## → Fast Recovery Methods

When asking, “How to unfreeze a crypto wallet?”,  (888)\*\*(633)\*\*(4176)] the solution depends on why your wallet was frozen in the first place.  (1)  (888)\*\*(633)\*\*(4176)] Most wallets get restricted due to security checks, suspicious activity, or incomplete verification on platforms like Kraken or Coinbase. +1  [[888] =633=41^76] The first step is to log in to your account and check for any alerts or notifications explaining the restriction.

If your account requires verification,  (1)  (888)\*\*(633)\*\*(4176)] complete the KYC (Know Your Customer) process by submitting valid ID documents. [Important Update]  +1   888   633   4176 In many cases, wallets are frozen temporarily until identity or transaction details are confirmed by the platform.

You should also contact the platform’s official support  (1)  (888)\*\*(633)\*\*(4176)] team through their Help Center and submit a request with full details.  [1→888→633→4176] Make sure to include transaction IDs, screenshots, and any relevant information to speed up the process.

Once your request is reviewed, the support  (1)  (888)\*\*(633)\*\*(4176)] team will guide you through the steps to restore access. [Latest Update]  [1]  [888] \* (633) \*  [4176] Keep in mind that resolution time can vary depending on the issue, so patience is important  +1   888   633   4176 while your case is being handled.